

UNIT 1. NICE TO MEET YOU!	Topic: The child's identity (name, age). Vocabulary: school objects, school friends. Structures: To be (Present Simple). This is / These are. The Imperative. Numbers 1-10. Communication: Introducing yourself. Spelling names.* Giving commands.*	5
UNIT 2. THIS IS MY FAMILY	Topic: The child's family. Vocabulary: family, colours. Structures: Personal pronouns. Possessive adjectives. Communication: Identifying colours.	10
UNIT 3. THIS IS A TOY TRAIN	Topic: Toys and games* (I spy...). Vocabulary: Possessions. Structures: a / an, this / that, these / those. Plurals (-s). Have got. Communication: Identifying toys. Talking about / describing toys*.	15
UNIT 4. THERE IS A SPIDER IN THE BATHROOM!	Topic: The child's home. Vocabulary: Rooms and furniture. Structures: 's Genitive. There is / are. Plurals (-es). Communication: Identifying rooms and furniture. Talking about possessions.	20
UNIT 5. TRICKSY HAS GOT A NEW PET	Topic: Wild and domestic animals. Vocabulary: Animals and parts of their body. Structures: Have got. Adjectives. Irregular Plurals. Communication: Talking about wild / domestic animals.	25
UNIT 6. I CAN COUNT!	Topic: The weather*. Vocabulary: sunny, windy, cold, hot, rainy* etc. Structures: What is the weather like?* The weather is ... / It is ... Numbers 11-20. Can / can't. Communication: Talking about the weather*.	30
UNIT 7. HE IS WEARING A TIE	Topic: Clothes. Vocabulary: dress, tie, hat, shoes etc. Structures: The Present Continuous. Communication: Describing what people are wearing.	35
UNIT 8. HAPPY BIRTHDAY!	Topic: Games*. Parts of the body. Vocabulary: magic cube, puzzle* etc. Structures: The Imperative*. The Present Continuous*. The Present Simple. Prepositions*. Communication: Talking about favourite food and drinks.	40
UNIT 9. CAN I HAVE A SLICE OF PIZZA, PLEASE?	Topic: Food*. Vocabulary: breakfast, lunch, dinner* etc. Structures: Can I ..., please? a / an, some. The Present Simple. The Present Continuous*. Communication: Asking for food*. Talking about current activities.	45
UNIT 10. I'M A DRIVER	Topic: Jobs and occupations*. Vocabulary: farmer, vet, teacher, cook, nurse* etc. Structures: The Present Simple (affirmative). The Present Continuous (affirmative / negative / interrogative)*. Communication: Talking about jobs*.	50
UNIT 11. TRICKSY CAN'T FLY	Topic: Daily activities. Vocabulary: The weekdays*. The time (half past...). Structures: The Present Simple (affirmative / negative). Can / can't. Communication: Talking about likes / dislikes / routines.	55
UNIT 12. I WANT TO MAKE A SANDCASTLE!	Topic: Holiday places*. Vocabulary: seaside, mountains*, forest, park etc. Structures: The Present Simple (interrogative). The Present Continuous*. Communication: Asking and answering about favourite holiday places and activities*.	60

REVISION	<p>Topic: The child's identity, family, home, possessions, food*, occupations*. Wild & domestic animals. The weather*. Vocabulary: Units 1-12. Structures: The Present Simple and Continuous*. Have got. The Imperative. (Ir)regular Plurals*. 's Genitive. There is / there are. The Comparison*. Personal, possessive* and demonstrative* pronouns.</p> <p>Communication: Units 1-12.</p>	65
Project 1. ANIMALS ON THE FARM	<p>Topic: Domestic animals. Vocabulary: cow, pig, hen, duck, horse etc. Structures: Adjectives. Some. Have got. Numbers. Communication: Describing domestic animals.</p>	70
Project 2. THE TIME MACHINE	<p>Topic: Telling the time. Vocabulary: clock, half past... Structures: What time is it? / Have you got the time?* Communication: Asking and answering questions about the time.</p>	71
Project 3. MY TOWN	<p>Topic: The child's environment*. Vocabulary: house*, tree, playground etc. Structures: This / that, these / those, here / there. Communication: Describing a familiar place*.</p>	72
Project 4. SPELLING BEE	<p>Topic: The alphabet. Vocabulary: words beginning with the letters of the alphabet. Communication: Spelling of recycled vocabulary.</p>	73
Project 5. SPECIAL DAYS	<p>Topic: Festivals. Vocabulary: Christmas, Halloween, Easter, Mother's Day. Structures: Can*. The Present Simple. Communication: Congratulating mother (letter).</p>	74
Project 6. THAT PLANE IS FLYING!	<p>Topic: Familiar activities. Vocabulary: duck, child, girl, dolphin etc. Structures: The Present Continuous*. This / that, these / those. Communication: Identifying current activities.</p>	76
Project 7. IT'S A MAGIC WORLD!	<p>Topic: Fairytale characters. Vocabulary: clothes and magic objects. Structures: Whose...? The Possessive*. Communication: Describing people.</p>	78

1 LISTEN AND LEARN THE ALPHABET!

A B C D E F G H
 I J K L M N O P
 Q R S T U V W
 X Y Z

This is my ABC,
 Nice to meet
 you, repeat
 with me!


2 LOOK AT THE PICTURES, THEN WRITE:



Hi! My name is Sam.
 I am 9 years old.



This _____ my
 deskmate, Mike.




These _____ my friends:
 Jim, Benny, Nick and Tom.



Hi! My name _____ Jessy.
 I _____ 9 years old.



This _____
 my deskmate, Lily.



These _____ my friends:
 Betty, Mary, Vicky and Maddy.

3 A. SPELL THE NAMES IN EXERCISE 2.

B. WRITE YOUR NAME. THEN, SPELL IT! _____

4 WRITE ABOUT YOU. DRAW AND COLOUR IN A PICTURE OF YOU.

I _____ YEARS OLD.

THIS IS MY FRIEND,

_____ IS _____ YEARS

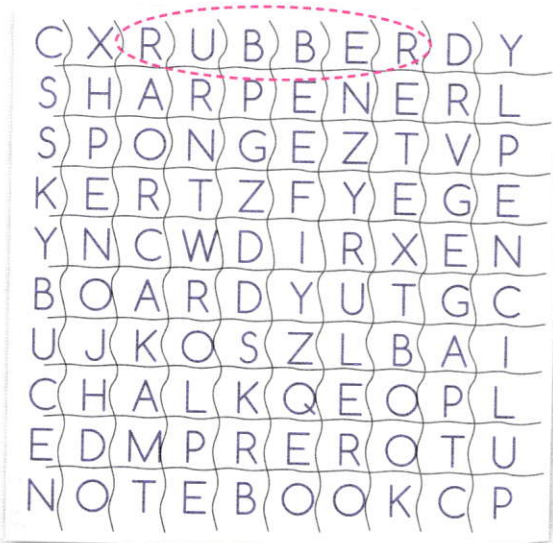
OLD. _____ IS MY

DESKMATE. I LOVE

SCHOOL AND _____

FRIENDS!

5 FIND 10 SCHOOL OBJECTS:



1. RUBBER
2. _____
3. _____
4. _____
5. _____
6. _____
7. _____
8. _____
9. _____
10. _____

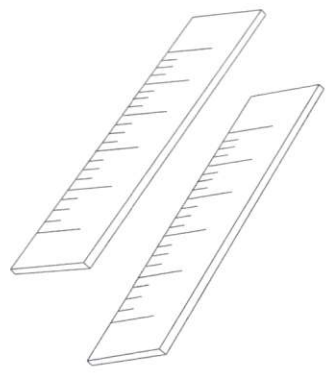
6 LOOK AND MATCH:



FOUR PENS



TWO RULERS



SEVEN NOTEBOOKS



THREE PENCILS

7 LISTEN AND CROSS OUT THE OBJECTS YOU HEAR.
WHEN YOU CROSS OUT THE LAST ONE, SAY "BINGO!".



8 GO TO PAGE 79 AND CUT OUT THE SCHOOL OBJECTS.
STICK THEM IN YOUR NOTEBOOK AND SAY WHAT THEY ARE.

9 GUESS THE WORD!

Respect pentru mama și cărti

Number 1 is in LANGUAGE,

Number 2 is in EYE,

Number 3 is in PUPIL,

Number 4 is in RUBBER,

Number 5 is in ERASER,

Number 6 is in CHALK,

Number 7 is in HOUSE,

Number 8 is in ANSWER,

Number 9 is in UMBRELLA.

Number 10 is in NICE!



What am I?

I am a 1. (L), 2. (O), 3. (O), 4. (O), 5. (O), 6. (O), 7. (O), 8. (O), 9. (O), 10. (N)!

10 GAME: LISTEN TO YOUR TEACHER AND TOUCH A SCHOOL OBJECT!

Touch the DESK! = Pupils touch the desk.

Touch your NOSE! = Pupils don't move.

When you make a mistake, you sit the next round!

11 LISTEN AND REPEAT THE POEM: WELCOME TO RAINBOW SCHOOL!

12 IN PAIRS, LOOK AT THE PICTURES, THEN ASK AND ANSWER THE QUESTIONS, FOLLOWING THE EXAMPLE:



Is this a pencil? No, this isn't a pencil. This is a pen!



1 Is this a schoolbag? _____



2 Is this a ruler? _____



3 Is this a desk? _____



4 Is this a rubber? _____



TEN LITTLE INDIANS

John Doe is a little Indian

John Doe is a little Indian

John Doe is a little Indian

One little Indian boy.

B. LISTEN AND SING THE SONG: CANDLES ON MY CAKE.

C. COMPLETE THE LYRICS!

One little, two little, _____ little candles,
 Four little, _____ little, six little candles,
 _____ little, eight little, nine little candles,
 _____ little candles on my cake!

Ten little, _____ little, eight little candles,
 Seven little, _____ little, five little candles,
 _____ little, three little, _____ little candles,
 _____ little candle on my cake!

14 PLAY THE GAME "I SPY"! LISTEN TO THE EXAMPLE:



TEACHER

I spy with my little eye... an object beginning with B!



CHILDREN

BLACKBOARD!!!

Topic: The child's family.
 Vocabulary: family, colours.
 Structures: Personal pronouns. Possessive adjectives.
 Communication: Identifying colours.


THIS IS MY FAMILY

1 THIS IS TRICKSY'S FAMILY! IN PAIRS, POINT, MATCH AND SAY, FOLLOWING THE EXAMPLE:

A: This is brother Rusty. **B:** Hello, brother Rusty!



THE MCDREADS



MOTHER


FATHER

GRANDMOTHER


GRANDFATHER

SISTER

NAME:	Sam
SURNAME:	Douglas
PARENTS:	John & Sylvia
BROTHER:	Andy
SISTER:	Carol
GRANDPARENTS:	George & Marg
UNCLE:	Eddie
AUNT:	Kate
COUSIN:	Jerry




3 WRITE ABOUT YOU AND YOUR FAMILY:



4 LISTEN AND WRITE. THEN, SAY: HIS / MY / HER / YOUR / THEIR / OUR

"Hi! My name's Tricksy McDread. This is _____ brother: _____ name's Rusty. This is _____ sister: _____ name's Lucky. _____ parents are Daffodil and Cloven: _____ grandparents are Goldie and Bounty. These are Uncle Bunyon and Aunt Destiny. _____ daughter is Lucky. What about _____ family?"



6 LOOK IN YOUR CLASSROOM AND COMPLETE THE SENTENCES LIKE IN THE EXAMPLE:

This rubber is white.

This schoolbag is _____.

These pencils are _____.


This eraser is _____.

These pens are _____.

This board is _____.

These books are _____.

This desk is _____.



7 CIRCLE THE CORRECT ANSWER:

Example: We / I are at school.

I / Mary am a pupil.

You / She is in the garden.

He / They is at home.

She / They are in the park.

We / I are in the classroom.

You / I are in the car.

They / It are in the tree.

We / I am at school.

8 IN PAIRS, COMPLETE AND ACT OUT THE DIALOGUES:

1. Are you a pupil?

Yes, _____ am.

2. Is she in the garden?

Yes, _____ is.

3. Is he at home?

Yes, _____ is.

4. Are they in the park?

Yes, _____ are.

5. Are we in the classroom?

Yes, _____ are.

6. Are you in the car?

Yes, _____ are.

7. Are they in the tree?

Yes, _____ are.

8. Am I at school?

Yes, _____ am.

9 IN PAIRS, MATCH, WRITE, THEN ACT OUT THE DIALOGUES:

1. Who is she?



• She is my mother. Her name is _____.

2. Who is he?



• He is my brother. His name is _____.

3. Who is she?



• They are my grandparents. Their names are _____ and _____.

4. Who is he?



• She is my sister. Her name is ALICE.

5. Who are they?



• I am Michael. _____ family is big!

6. Who are you?



• He is my father. His name is _____.

10 PLAY THE GAME "I SPY"! LISTEN TO THE EXAMPLE:



TEACHER

I spy with my little eye...
something beginning
with C!



CHILDREN

CHALK!!!